

UNIT

10

MATTER AROUND US

 Learning Objectives

After completing this lesson, students will be able to

- classify substances as elements, compounds and mixtures based on their chemical composition.
- group mixtures as homogeneous and heterogeneous.
- identify suitable method to separate components of a mixture.
- classify solutions based on the size of the solute particles and compare the true solutions, colloids and suspensions based on their properties.
- differentiate colloids based on the nature of dispersed phase and dispersion medium.
- compare o/w and w/o emulsions.
- discuss some important examples and uses of colloids.



Introduction

We use the term **matter** to cover all substances and materials from which the universe is composed. Matter is everything around us. The air we breathe, the food we eat, the pen we write, clouds, stones, plants, animals, a drop of water or a grain of sand everything is matter. Samples of any of these materials have two properties in common. They have mass and they occupy space.



Figure 10.1 Examples to show Matter has mass



Figure 10.2 Examples to show Matter occupies space

Thus, we say that **matter** is anything that has mass and occupies space.

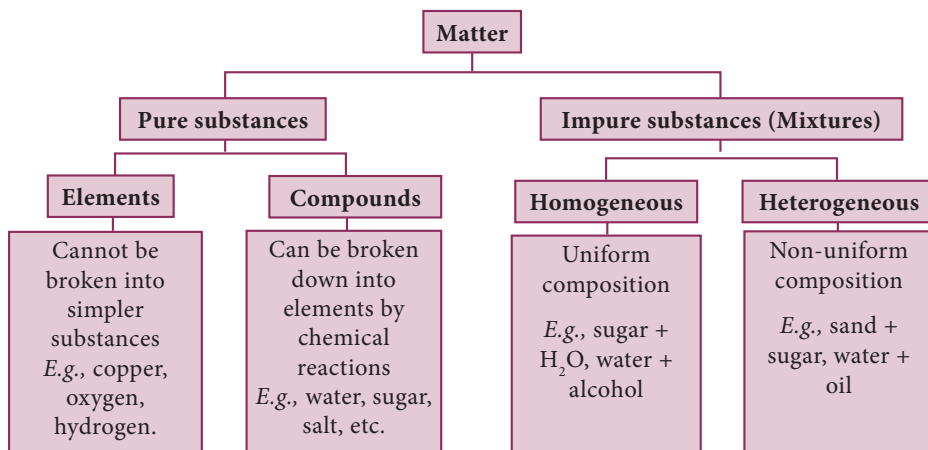
10.1 Classification of Matter

In class VIII, You have studied the classification of matter on the basis of their physical states. Now let us see how we can classify matter on the basis of chemical composition. Broadly speaking, it has been classified into pure substances and mixtures. From the point of view of chemistry, pure substances are those which contain only one kind of particles whereas impure substances (mixtures) contain more than one kind of particles.

The flow chart given below will help us to understand the chemical classification of matter in detail.



DO YOU KNOW? Not all things that we see or feel are matter. For example, sunlight, sound, force and energy neither occupy space nor have any mass. They are not matter.



Activity 1

1. Is air a pure substance or Mixture? Justify
2. You must have seen brass statues in museums and places of worship. Brass is an alloy made up of approx. 30% zinc and 70% copper. Is Brass a pure substance or a mixture or compound?

10.1.1 Elements

Most of you may be interested in music, and some of you may know how it is composed. Music is the combination of a few basic musical notes i.e., Sa, Re, Ga, ... Thus, the building blocks of music are the musical notes.

Sa, Re, Ga, Ma, Pa...

Building blocks of music

Likewise, all substances on earth are made up of certain simple substances called elements. Plants, cats, apples, rocks, cars and even our bodies contain elements. Thus, elements are the building block of all materials.



In the modern periodic table there are 118 elements known to us, 92 of which are naturally occurring while the remaining 26 have been artificially created. But from these 118 elements, crores of compounds are formed—some naturally occurring and some artificial. Isn't that amazing?

H, He, Li..... 118 elements

Building block of all materials

Robert Boyle used the name element for any substance that cannot be broken down further, into a simpler substance. This definition can be extended to include the fact that each element is made up of only one kind of atom. For example, aluminium is an element which is made up of only aluminium atoms. It is not possible to obtain a simpler substance chemically from the aluminium atoms. You can only make more complicated substances from it, such as aluminium oxide, aluminium nitrate and aluminium sulphate.

Atom: The smallest unit of an element which may or may not have an independent existence, but always takes part in a chemical reaction is called atom.

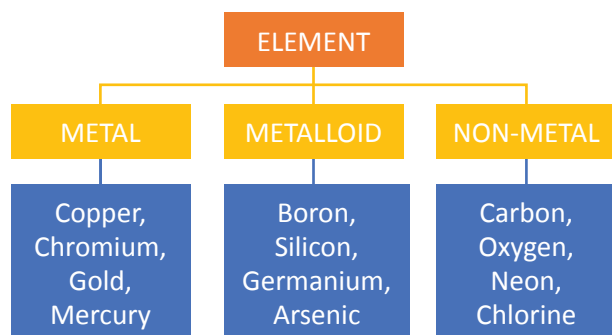
Molecules: The smallest unit of a pure substance, which always exists independently and can retain physical and chemical properties of that substance is called a molecule.

Examples:

Hydrogen molecule consists of two hydrogen atoms (H₂)

Water molecule consists of two hydrogen atoms (H₂) and one oxygen atom (O).

All elements can be classified according to various properties. A simple way to do this is to classify them as metals, non metals and metalloids.



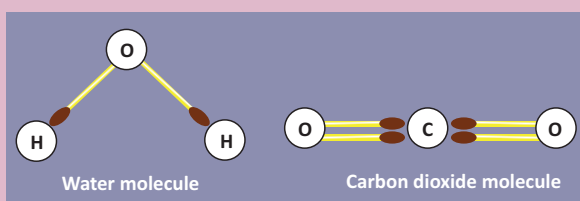
10.1.2 Compounds

When two or more elements combine chemically to form a new substance, the new substance is called a compound. For example, cane sugar is made up of three elements carbon, hydrogen and oxygen. The chemical formula of cane sugar is $C_{12}H_{22}O_{11}$.

A compound has properties that are different from those of the elements from which it is made. Common salt, also known as sodium chloride, is a compound. It is added to give taste to our food. It is a compound made up of a metal, sodium and a non-metal, chlorine.

Activity 2

Make models of the molecules of compounds by using match sticks and clay balls as shown below,



DO YOU KNOW?

Compounds of phosphorous, nitrogen and potassium are used in fertilizers. Silicon compounds are of immense importance in the computer industry. Compounds of fluorine are used in our toothpastes as they strengthen our teeth.

Table 10.1 Difference between elements and compounds.

Element	Compound
Made up of only one kind of atom.	Made up of more than one kind of atom.
The smallest particle that retains all its properties is an atom.	The smallest particle that retains all its properties is the molecule.
Cannot be broken down into simpler substances.	Can be broken down into elements by chemical methods.

10.1.3 Mixtures

A mixture is an impure substance. It contains *two or more kinds of elements or compounds or both physically mixed together in any ratio*. For example, tap water is a mixture of water and some dissolved salts. Lemonade is a mixture of lemon juice, sugar and water. Air is a mixture of nitrogen, oxygen, carbon dioxide, water vapour and other gases. Soil is a mixture of clay, sand and various salts. Milk, ice cream, rock salt, tea, smoke, wood, sea water, blood, tooth paste and paint are some other examples of mixtures. Alloys are mixtures of metals.



Figure 10.3 Mixtures

More to Know

LPG – Liquefied Petroleum Gas

It is highly inflammable hydrocarbon gas. It contains mixture of butane and propane gases. LPG, liquefied through pressurisation, is used for heating, cooking, auto fuel etc.



10.1.4 Differences Between Compound and Mixture

There are differences between compounds and mixtures. This can be shown by the following activity.

Activity 3

Take some powdered iron filings and mix it with sulphur.

- Divide the mixture into two equal halves.
- Keep the first half of the mixture as it is, but heat the second half of the mixture.
- On heating you will get a black brittle compound.

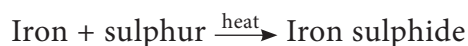


Mixture of iron and Sulphur



Iron Sulphide compound

The black compound is Iron (II) sulphide.



The Iron sulphide formed has totally different properties to the mixture of iron and sulphur as tabulated below:

Substance	Appearance	Effect of magnet
Iron (element)	Dark grey powder	Attracted to it
Sulphur (element)	Yellow powder	None
Iron + Sulphur (Mixture)	Dirty yellow powder	Iron powder attracted to it
Iron sulphide (compound)	Black solid	No effect

From the above experiment, we can summarise the major differences between mixtures and compounds:



Blood is not a pure substance. It is a mixture of various components such as platelets, red and white blood corpuscles and plasma.

Table 10.2 Difference between mixtures and compounds.

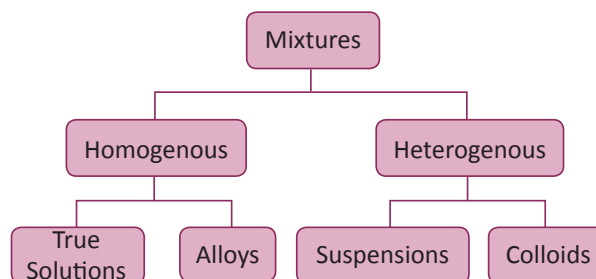
Mixture	Compound
It contains two or more substances	It is a single substance
The constituent may be present in any proportion.	The constituents are present in definite proportions.
They show the properties of their constituents.	They do not show the properties of the constituent elements.
The components may be separated easily by physical methods.	The constituents can only be separated by one or more chemical reactions.

Activity 4

Identify whether the given substance is mixture or compound and justify your answer. 1. Sand and water 2. Sand and iron filings 3. Concrete 4. Water and oil 5. Salad 6. Water 7. Carbon dioxide 8. Cement 9. Alcohol.

10.2 Types of Mixtures

Most of the substances that we use in our daily life are mixtures. In some we will be able to see the components with our naked eyes but in most others the different components are not visible. Based on this mixture can be classified as below.



10.2.1 Homogeneous and Heterogeneous mixture

A mixture in which the components cannot be seen separately is called a homogeneous mixture.

It has a uniform composition and every part of the mixture has the same properties. Tap water, milk, air, ice cream, sugar syrup, ink, steel, bronze and salt solution (Figure 10.4a) are homogeneous mixtures.

A mixture in which the components can be seen separately is called a heterogeneous mixture. It does not have a uniform composition and properties. Soil, a mixture of iodine and common salt, a mixture of sugar and sand, a mixture of oil and water, a mixture of sulphur and iron filings and a mixture of milk and cereals (Figure 10.4b) are heterogeneous mixtures.




Figure 10.4 (a) Homogeneous and (b) Heterogeneous mixture

10.3 Separation of mixtures

Many mixtures contain useful substances mixed with unwanted material. In order to obtain these useful substances, chemists often have to separate them from the impurities. The choice of a particular method to separate components of a mixture will depend on the properties of the components of the mixture as well as their physical states (as shown in Table 10.3).

10.3.1 Sublimation

Certain solid substances when heated change directly from solid to gaseous state without attaining liquid state. The vapours

when cooled give back the solid substance. This process is known as sublimation. Examples: Iodine, camphor, ammonium chloride etc.,

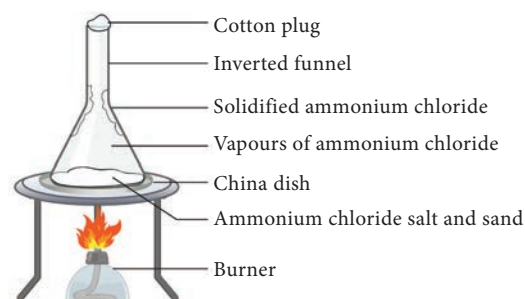


Figure 10.5 Sublimation

The powdered mixture of Ammonium chloride and sand is taken in a china dish and covered with a perforated asbestos sheet. An inverted funnel is placed over the asbestos sheet as shown in Figure 10.5. The open end of the stem of the funnel is closed using cotton wool and the china dish is heated. The pure vapours of the volatile solid pass through the holes in the asbestos sheet and condense on the inner sides of the funnel. The non-volatile impurities remain in the china dish.

More to Know

The air fresheners are used in toilets. The solid slowly sublimates and releases the pleasant smell in the toilet over a certain period of time. Moth balls, made of naphthalene are used to drive away moths and some other insects. These also sublime over time. Camphor, is a substance used in Indian household. It sublimates to give a pleasant smell and is sometimes used as a freshener.

Table 10.3 Methods of separating substances from mixtures

Type of mixtures	Mixtures	Methods of separation
Heterogeneous	Solid and solid	Handpicking, sieving, winnowing, magnetic separation, sublimation .
	Insoluble solid and liquid	Sedimentation and decantation, loading, filtration, centrifugation
	Two immiscible liquids	Decantation, solvent extraction
Homogeneous	Soluble solid and liquid	Evaporation, distillation , crystallisation
	Two miscible liquids	Fractional distillation
	Solution of two or more solids in a liquid	Chromatography

10.3.2 Centrifugation

Centrifugation is the process by which fine insoluble solids from a solid-liquid mixture can be separated in a machine called a centrifuge. A centrifuge rotates at a very high speed. On being rotated by centrifugal force, the heavier solid particles move down and the lighter liquid remains at the top.




Figure 10.6 Centrifugation

In milk dairies, centrifugation is used to separate cream from milk. In washing machines, this principle is used to squeeze out water from wet clothes. Centrifugation is also used in pathological laboratories to separate blood cells from a blood sample.

10.3.3 Solvent extraction

Two immiscible liquids can be separated by solvent extraction method. This method works on the principle of difference in solubility of two immiscible liquids in a suitable solvent. For example, mixture of water and oil can be separated using a separating funnel. Solvent extraction method is used in pharmaceutical and petroleum industries.

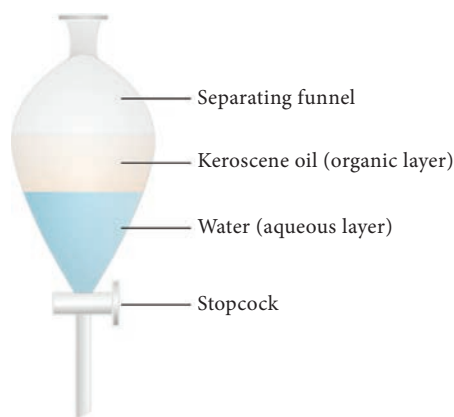


Figure 10.7 Solvent extraction

DO YOU KNOW?

Solvent extraction is an old practice done for years. It is the main process in perfume development and it is also used to obtain dyes from various sources.

10.3.4 Simple distillation

Distillation is a process of obtaining pure liquid from a solution. It is actually a combination of evaporation and condensation i.e

Distillation = Evaporation + Condensation

In this method, a solution is heated in order to vapourise the liquid. The vapours of the liquid on cooling, condense into pure liquid. For example, sea water in many countries is converted into drinking water by distillation. This method is also used to separate two liquids whose boiling points differ more than 25 K.




Figure 10.8 Solvent extraction

A distillation flask is fixed with a water condenser. A thermometer is introduced into the distillation flask through an one-holed stopper. The bulb of the thermometer should be slightly below the side tube.

The brackish water (sea water) to be distilled is taken in the distillation flask and heated for boiling. The pure water vapour passes through the inner tube of the condenser. The vapours on cooling condense into pure water (distillate) and are collected in a receiver. The salt are left behind in the flask as a residue.

10.3.5 Fractional distillation

To separate two or more miscible liquids which do not differ much in their boiling

points (difference in boiling points is less than 25 K) fractional distillation is employed.

Fractional distillation is used in petrochemical industry to obtain different fractions of petroleum, to separate the different gases from air, to distill alcohols etc.

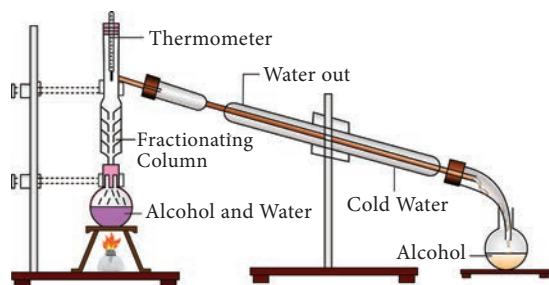


Figure 10.9 Fractional distillation

10.3.6 Chromatography

Before we discuss the technique we will take a look at the difference between the two important terms: **Absorption** and **Adsorption**

Adsorption is the process in which the particles of a substance is concentrated only at the surface of another substance.

Absorption is the process in which the substance is uniformly distributed throughout the bulk of another substance.

For example, when a chalk stick is dipped in ink, the surface retains the colour of the ink due to adsorption of coloured molecules while the solvent of the ink goes deeper into the stick due to absorption. Hence, on breaking the chalk stick, it is found to be white from inside.

Chromatography is also a separation technique. It is used to separate different components of a mixture based on their different solubilities in the same solvent. There are several types of chromatography

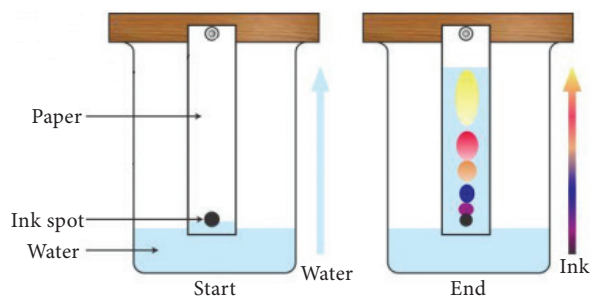


Figure 10.10 Paper chromatography

based on the above basic principles. The simplest type is paper chromatography.

Paper chromatography

This method is used to separate the different coloured dyes in a sample of ink. A spot of the ink (e.g. black ink) is put on to a piece of chromatography paper. This paper is then set in a suitable solvent as shown in figure 10.10. The black ink separates into its constituent dyes. As the solvent moves up the paper, the dyes are carried with it and begin to separate. They separate because they have different solubility in the solvent and are adsorbed to different extents by the chromatography paper. The chromatogram shows that the black ink contains three dyes.

10.4 Solutions

A solution is a homogeneous mixture of two or more substances. In a solution, the component present in lesser amount by weight is called solute and the component present in larger amount by weight is called solvent.

In short, a solution can be represented as follows: solute + solvent \longrightarrow solution

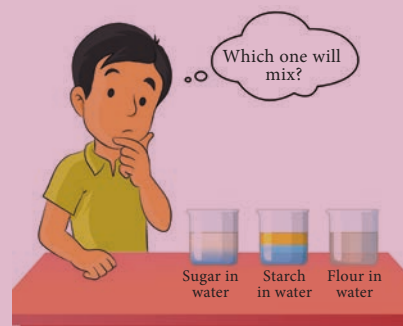
Example: salt + water \longrightarrow salt solution

10.4.1 Types of solution

Based on the particle size of the solute, the solutions are divided into three types. Let us study them through an activity.

Activity 5

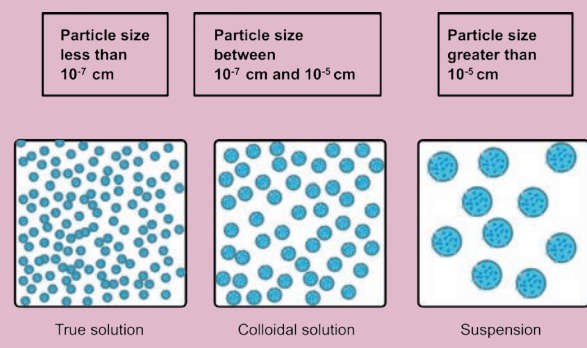
Take bottles containing sugar, starch and wheat flour. Add one tea spoon full of each one to a glass of water and stir well. Leave it aside for about ten minutes. What do you observe?



We can see that in the case of sugar we get a clear solution and the particles never settle down. This mixture is called as true solution. In the case of starch and water we get a cloudy mixture. This mixture is called as colloidal solution. In the case of wheat flour mixed with water we get a very turbid mixture and fine particles slowly settle down at the bottom after some time. This mixture is called as suspension.

What are the differences among True solutions, colloids and suspensions?

The major difference is the particle size of the solute. In fact interconversions of these mixtures are possible by varying the particle sizes by certain chemical and physical methods.



10.4.2 Colloidal Solutions

A colloidal solution is a heterogeneous system consisting of the dispersed phase and the dispersion medium. Dispersed phase or the dispersion medium can be a solid, or liquid or gas. There are eight



different combinations possible (Table 10.4). The combination of gas in gas is not possible because gas in gas always forms a true solution.

Brownian movement

When colloidal solution are viewed under powerful microscope, it can be seen that colloidal particles are moving constantly and rapidly in zig-zag directions. The Brownian movement of colloidal particles is due to the unbalanced bombardment of the particles by the molecules of dispersion medium.

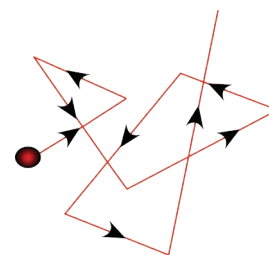


Figure 10.11 Brownian movement

Tyndall effect

Tyndall (1869) observed that when a strong beam of light is focused on a colloidal solution the path of the beam becomes visible. This phenomenon is known as **Tyndall effect** and the illuminated path is called **Tyndall cone**. This phenomenon is not observed in case of true solution.

More to Know

The beam of light coming from headlights of vehicles is due to Tyndall effect. Blue colour of sky is also due to Tyndall effect.

Table 10.4 Classification of colloids based on physical state of dispersed phase and dispersion medium

S.No	Dispersed Phase (Solute)	Dispersion Medium (Solvent)	Name	Examples
1	Solid	Solid	Solid sol	Alloys, gems, coloured glass
2	Solid	Liquid	Sol	Paints, inks, egg white
3	Solid	Gas	Aerosol	Smoke, dust
4	Liquid	Solid	Gel	Curd, Cheese, jelly
5	Liquid	Liquid	Emulsion	Milk, butter, oil in water
6	Liquid	Gas	Aerosol	Mist, fog, clouds
7	Gas	Solid	Solid foam	Cake, bread
8	Gas	Liquid	Foam	Soap lather, Aerated water

Differences between the types of solutions.

Property	Suspension	Colloidal sol.	Solution
Particle size	>100nm	1 to 100nm	<1nm
Filtration separation	Possible	Impossible	Impossible
Settling of particles	Settle on their own	Settle on centrifugation	Do not settle
Appearance	Opaque	Translucent (or) Semi transparent	Transparent
Scattering of light	Does not penetrate	Scatteres	Does not Scatter
Diffusion of particles	Do not diffuse	Diffuse slowly	Diffuse rapidly
Brownian movement	May show	Shows	Does not show
Nature	Heterogeneous	Heterogeneous	Homogeneous

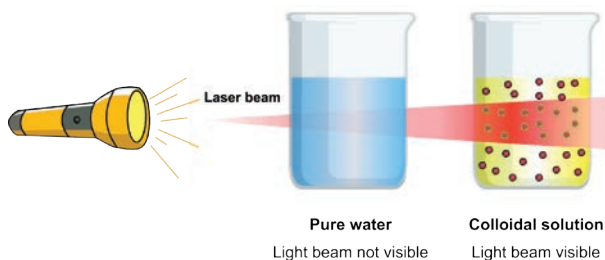


Figure 10.12 Tyndall effect

Test Yourself

1. Why whole milk is white?
2. Why ocean is blue?
3. Why sun looks yellow when it is really not?

10.4.3 Emulsions - a special kind of colloids

An emulsion is a colloid of two or more immiscible liquids where one liquid is dispersed in another liquid. This means one type of liquid particles get scattered in another liquid. In other words, an emulsion is a special type of mixture made by combining two liquids that normally don't mix. The word emulsion comes from the

Latin word meaning "to milk" (milk is one example of an emulsion of fat and water). The process of turning a liquid mixture into an emulsion is called emulsification. Milk, butter, cream, egg yolk, paints, cough syrups, facial creams, pesticides etc. are some common examples of emulsions.

Types of emulsions

The two liquids mixed can form different types of emulsions. For example, oil and water can form an oil in water emulsion (O/W -e.g. cream), where the oil droplets are dispersed in water, or they can form a water in oil emulsion (W/O -e.g. butter), with water dispersed in oil.

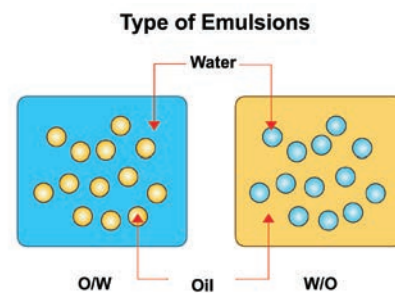


Figure 10.13 Emulsions

Emulsions find wide applications in food processing, pharmaceuticals, metallurgy and many other important industries.

More to Know

Have you seen colourful patches on a wet road? When oil drops in water on road, it floats over water and forms a colourful film. Find out why.



Points to Remember

- ❖ Depending upon the chemical composition, matter is classified into elements, compounds and mixtures
- ❖ Elements and compounds are considered to be pure substances as they contain only one kind of particles whereas mixtures contain more than one type of particles and they are considered as impure substances
- ❖ In a homogenous mixture (true solution) the components are uniformly mixed and it will have single phase
- ❖ A heterogeneous mixture are not mixed thoroughly or uniformly and it will have more than single phase
- ❖ Based on the size of the solute particles heterogeneous mixtures can be classified as colloidal solutions and suspensions

A-Z GLOSSARY

Elements	A substance composed of atoms having an identical number of protons in each nucleus.
Compounds	A pure, macroscopically homogeneous substance consisting of atoms or ions of two or more different elements in definite proportions.
Mixtures	A composition of two or more substances that are not chemically combined with each other and are capable of being separated.
Solution	Homogeneous mixture composed of two or more substances.
Colloid	A system in which finely divided particles, which are approximately 1 to 100 nm in size, are dispersed within a continuous medium in a manner that prevents them from being filtered easily or settled rapidly.
Suspension	A suspension is a heterogeneous mixture in which solute-like particles settle out of a solvent-like phase sometime after their introduction
Emulsion	A colloid in which both phases are liquids: an oil-in-water emulsion.
Absorption	Process by which atoms, molecules, or ions enter a bulk phase (liquid, gas, solid)
Adsorption	Adhesion of atoms, ions or molecules from a gas, liquid or dissolved solid to a surface
Centrifugation	Sedimentation of particles under the influence of the centrifugal force and it is used for separation of superfine suspensions.



TEXTBOOK EXERCISES



❖ I. Choose the correct answer.

- The separation of denser particles from lighter particles done by rotation at high speed is called _____
 a) Filtration b) sedimentation
 c) decantation d) centrifugation
- Among the following _____ is a mixture
 a) Common Salt b) Juice
 c) Carbon dioxide d) Pure Silver
- When we mix a drop of ink in water we get a _____
 a) Heterogeneous Mixture b) Compound
 c) Homogeneous Mixture d) Suspension
- _____ is essential to perform separation by solvent extraction method.
 a) Separating funnel b) filter paper
 b) centrifuge machine d) sieve
- _____ has the same properties throughout the sample
 a) Pure substance b) Mixture
 c) Colloid d) Suspension

II. State whether true or false. If false, correct the statement.

- Oil and water are immiscible with each other.
- A compound cannot be broken into simpler substances chemically.
- Liquid – liquid colloids are called gel.
- Buttermilk is an example of heterogeneous mixture.
- Aspirin is composed of 60% Carbon, 4.5% Hydrogen and 35.5% Oxygen by mass. Aspirin is a mixture.

III. Match the following.

Element	Settles down on standing
Compound	Impure substance
Colloid	Made up of molecules
Suspension	Pure substance
Mixture	Made up of atoms

IV. Fill in the blanks.

- A _____ mixture has no distinguishable boundary between its components.
- An example of a substance that sublimes is _____
- Alcohol can be separated from water by _____
- In petroleum refining, the method of separation used is _____
- Chromatography is based on the principle of _____

V. Answer very briefly.

- Differentiate between absorption and adsorption.
- Define Sublimation.
- A few drops of 'Dettol' when added to water the mixture turns turbid. Why?
- Name the apparatus that you will use to separate the components of mixtures containing two, i. miscible liquids, ii. immiscible liquids.
- Name the components in each of the following mixtures.

i. Ice cream	ii. Lemonade
iii. Air	iv. Soil

VI. Answer briefly.

1. Which of the following are pure substances? Ice, Milk, Iron, Hydrochloric acid, Mercury, Brick and Water.
2. Oxygen is very essential for us to live. It forms 21% of air by volume. Is it an element or compound?
3. You have just won a medal made of 22-carat gold. Have you just procured a pure substance or impure substance?
4. How will you separate a mixture containing saw dust, naphthalene and iron filings?
5. How are homogenous solutions different from heterogeneous solution? Explain with examples.

VII. Answer in detail.

1. Write the differences between elements and compounds and give an example for each.
2. Explain Tyndall effect and Brownian movement with suitable diagram.
3. How is a mixture of common salt, oil and water separated? You can use a combination of different methods.

**REFERENCE BOOKS**

1. A Textbook of Physical Chemistry, K.K. Sharma & L.K. Sharma S.Chand publishing.
2. Materials, Matter and Particles A Brief History By (author): Michael M Woolfson (University of York, UK)
3. Suresh S, Keshav A. "Textbook of Separation Processes", Studium Press (India) Pvt. Ltd.

**INTERNET RESOURCES**

1. <http://www.worldscientific.com/worldscibooks/10.1142/P671>
2. <http://www.chemteam.info/ChemTeamIndex.html>
3. http://www.chem4kids.com/files/matter_solution2.html
4. <https://www.youtube.com/watch?v=loakplUEZYQ>

Concept Map